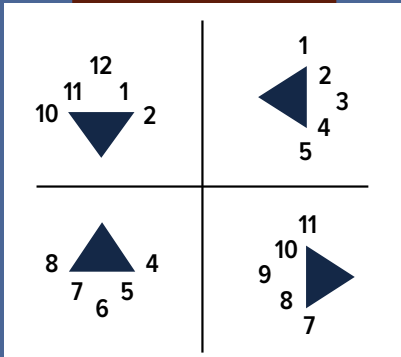


Vehicle Damage Ratings

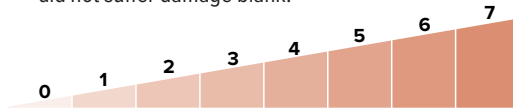
Direction of Force



Damage Severity

Select severity on scale from 0 – 7

- Only complete the Vehicle Damage Rating fields if the Unit Description is 1 or 6.
- In a case where one vehicle in a combination does not suffer damage, but the other vehicle does, leave the vehicle damage rating for the vehicle that did not suffer damage blank.



Special Cases

- VB-1** = vehicle burned, NOT due to collision
- VB-7** = vehicle catches fire due to the collision
- TP-0** = top damage
- VX-0** = undercarriage damage
- MC-1** = motorcycle, moped, scooter, etc.
- NA** = Not Applicable (Farm Tractor, etc.)

Vehicle Damage Rating	[0 – 12]	[2 or 3 Letters]	[0 – 7]
	# #	A B C	#
	Direction of Force	Damage Description	Damage Severity
EACH UNIT RECEIVES ITS OWN RATING			

Reference the State of Texas Vehicle Damage Guide for Traffic Crash Investigators



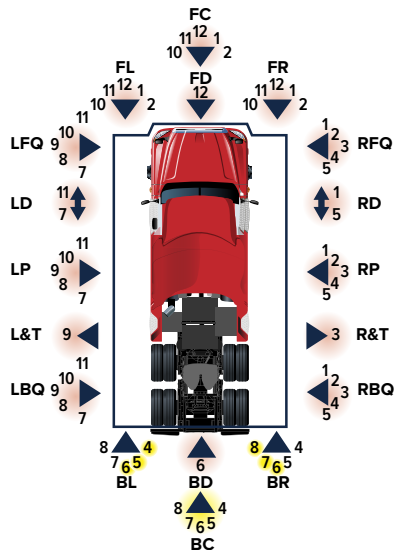
Vehicle Damage Ratings for a Commercial Motor Vehicle

Find resources and request additional copies of this tip card by scanning this QR Code:

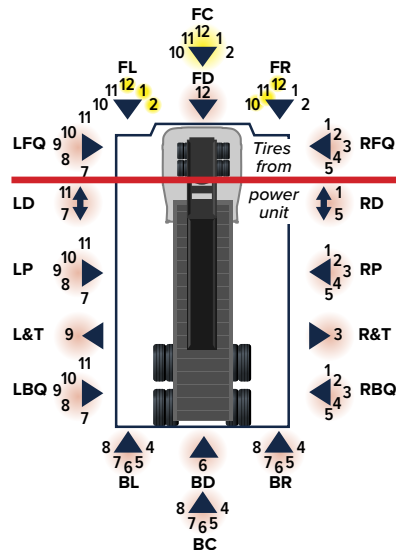


Please note that some damage ratings (highlighted in yellow) are practically impossible, unless in an extreme circumstance since the power unit and trailer are attached to each other.

POWER UNIT Damage Description



TRAILER Damage Description



If damage occurs above this line, ensure you clearly differentiate damage caused to the truck and damage caused to the trailer. For example, if only the power unit's tires were hit, you would not document damage to the trailer.